


## Homework

### Bring to Class:

- Yarns that you want to use for a colorwork project or in a swatch.
- Your homework

### Optional:

- Colored pencils, crayons will be provided.
- A finished project that you were unhappy with .
- A finished project that worked out well.



Simplified Fairisle example

### Coloring pages:

Fill in at least one Simplified Fairisle coloring page using color pencils, crayons, markers or digitally. If you choose to color digitally, bring a printout of your page to class.

Optional: Fill in a Stripe coloring page if you cannot bring a knit or crocheted swatch to class.



Stripe coloring examples

### Swatches:

**Pick a color palette of 3-7 yarns of the same weight.**

- Stick to solid colors and let the stripes do the work.
- Consider using different fiber types, multicolor yarns, or even novelty yarns.
- This is your chance to find a place for difficult yarns. Use the type of yarns and color combinations you want to learn about in class because we are going to do a show and tell.

**Use the hook or needle size recommended on the yarn label.**

**Follow the instructions below to make a simple stripe composition.**

- Think about how rapidly you want to change colors and whether you want to make each stripe the same height.
- Make a repeating pattern or do something completely random.

### Knit:

Cast on 36 stitches using the long tail cast on, more if you are working with lace weight yarn.

Work in garter stitch for at least 70 rows, switching colors before working odd numbered rows.

Bind off loosely.

### Crochet:

Chain 36.

Single crochet in second chain from hook and in each chain across (35)

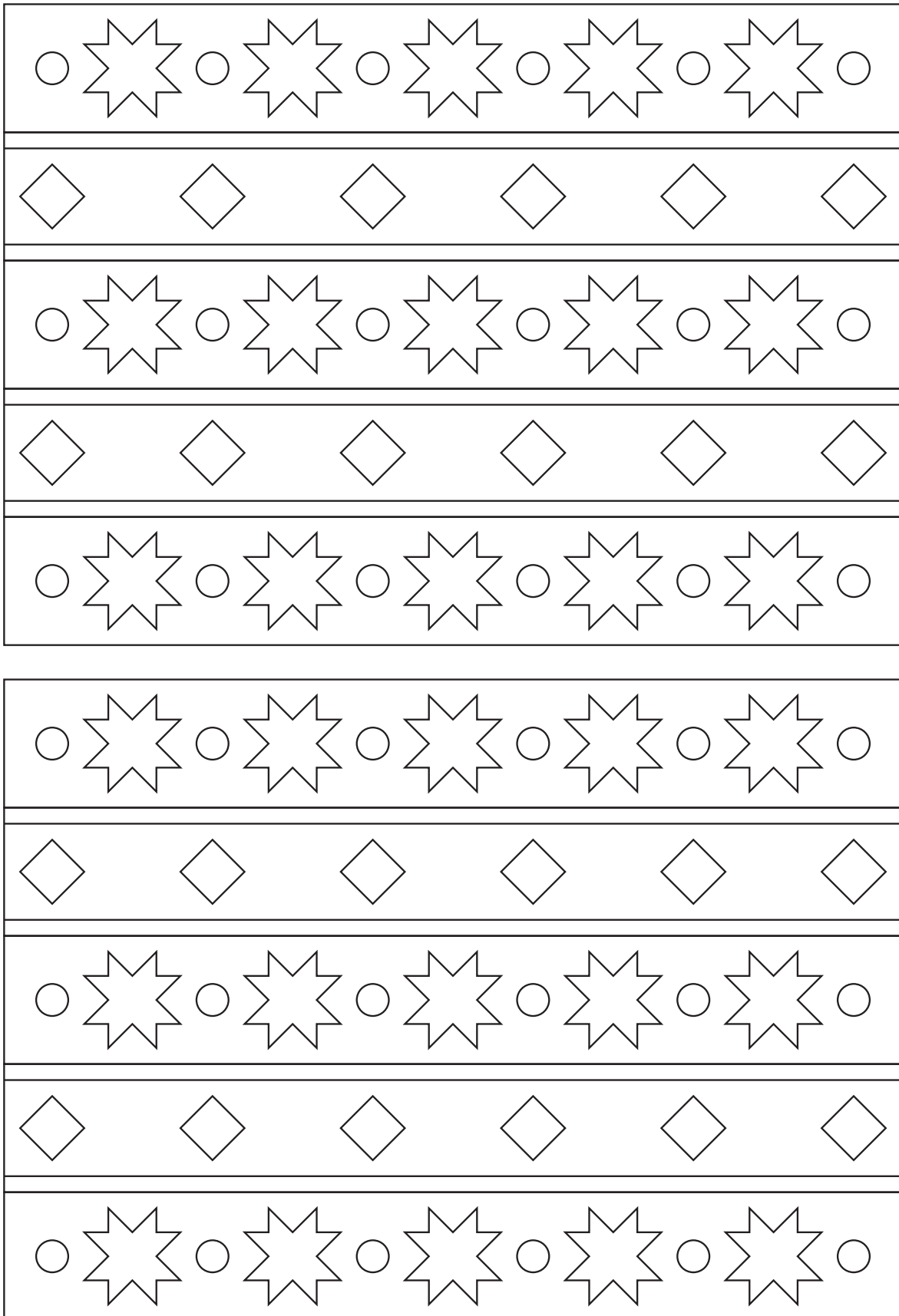
Work the following instruction for at least 35 more rows, switching color as you choose:

Chain 1, turn, single crochet into each single crochet across.

Finish off.

These shapes imitate fairisle patterns with a stripes of pattern.  
Using simplified shapes can drastically speed up the process of picking colors.

Xandy Peters ©2017  
xandypeters@gmail.com



Pattern is for unlimited personal use.


Reproduction of pattern, sale of pattern, and commercial use of pattern or finished objects without designer's permission is prohibited.

**A simple stripe pattern can have many looks.**

Pick a palette of 2-6 colors and fill in the chevron pattern however you like.

**Xandy Peters ©2017**

**xandypeters@gmail.com**



Pattern is for unlimited personal use.

Reproduction of pattern, sale of pattern, and commercial use of pattern or finished objects without designer's permission is prohibited.